

PODCASTING@GRIFFITH



Q: What is a podcast?

A: A podcast is a media file created utilising computer code (RSS) that enables files to be downloaded to a computer application (such as iTunes) and/or mobile audio/visual device (i.e. iPod). The term podcasting comes from a combination of the words "iPod" and "broadcasting".

Q: Why would I use podcasting as a lecturer?

A: The essence of podcasting is about creating content for an audience that wants to listen when they want, where they want, and how they want. Podcasting allows for immediate access to syndicated web site content. Podcasting is often done with audio files, but any type of file can be podcast.

Q: Do I need an iPod to listen to a podcast?

A: Podcasts can be played on your iPod, but you do not need an iPod. You can listen to podcasts through desktop applications also such as iTunes.

Q: How much does it cost to podcast?

A: It is totally free to use your device to download podcast materials (Griffith defined educational material only).

Q: What types of podcasts can we expect to put on Learning@Griffith?

A: Lecturers will be utilising Podcasting for many types of material. For example, your lectures may be podcast, extra resources to your course, music examples, speeches etc.

Q: Is Podcasting being utilised in the academic sphere elsewhere?

A: Universities worldwide are adopting podcasting to enhance their learning and teaching capabilities, including Mansfield University of Pennsylvania, Drexel University, Georgetown University, Duke University, The Australian National University, University of Queensland, and the University of Sydney, among others.

Q: What is the difference between a normal file and a podcast file?

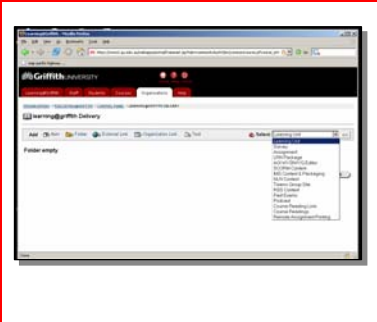

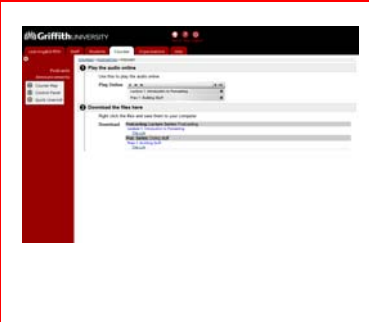
A: The difference between files available on course sites online and files made available as a podcast is that people do not need to visit Learning@Griffith to retrieve the file. When you add a file to an existing podcast, it automatically appears in software applications set up to receive that podcast content. This means people can "subscribe" to multiple podcast feeds, and every time new content is published, new files are automatically delivered to subscribers. You will be able to add podcast feeds, and download and upload audio files into your Learning@Griffith course site, using the newly developed Podcasting@Griffith Building Block. Students will be able to download your podcasts to their mobile devices utilising applications such as iTunes.

Q: What types of things need to be taken into account when providing Podcasts for education?

A: Podcasting for education (or 'Podology') must take into account the delivery itself – Elements such as: size of podcast for download, clarity of recording, tone of voice, learning objective and overall quality have a significant impact on the usefulness of podcasting within the educational sphere.

Q: Is Podcasting easy to include into my Learning@Griffith course site?

A: Very – it's as easy as 1, 2, 3.

		
<p>Include Podcasting via drop-down menu in your L@G site</p>	<p>Enter your Podcast information & upload files</p>	<p>Students copy the link into Application or play online</p>

Q: How did Podcasting@Griffith come about?

A: This development has been undertaken as an INS initiative, via an INS Innovation Grant led by Andrew Bowness, with the support of the FLAS Learning@Griffith Support Team and Educational Products and Services Team. Please keep an eye out for future updates.

Q: Where can I get more information about podcasting?

A: The Podcasting facility will be available Semester One, 2007. In the meantime tipsheets for Lecturers and Students are available via the Learning@Griffith Support Site. This can be found at: www.griffith.edu.au/ins/learningatgriffith, or by clicking the 'Help' tab within Learning@Griffith.